





District Health Assessment for Multiple District 305 through December 2025

		Clubs							Membership							Member Strength		Cancellation		Reports			Finance	Leadership			
District Name	Status/ Number of Months in Status *	Active Clubs	Clubs in Status Quo	Total Clubs	% Status Quo Clubs in Financial Suspension	New Clubs	Cancelled Clubs	YTD Net Club Gain/Loss	Current Members In Active Clubs	Current Members In Status Quo Clubs	Current Total Members Count	YTD Add	YTD Drop	YTD NetGrowth (includes Active and Status Quo)	YTD NetGrowth% (includes Active and Status Quo)	Member Count 12 Months Ago	Average Member Count Per Club	% of Clubs with less than 20 members	Average Cancelled Club Age	Members Lost Due to Cancelled Clubs	% of Clubs Reporting Service	% No MMR in 3 Months	% No Officer Report in 12 months	% of Clubs with balance 90+ days	Number of Zone Chairs Recorded	Number of Region Chairs Recorded	District Officers Vacancies **
305 N1		116	2	118	100%	5	3	2	2548	31	2579	373	143	230	9.79%	2,382	22	44%	4	46	55%	55%	6%	8%	15	0	
305 N2		119	1	120	100%	8	1	7	1767	6	1773	296	122	174	10.88%	2,308	15	70%	2	20	44%	53%	8%	21%	29	9	GST
305 S	T(18)	83	0	83	0%	2	7	-5	1187	0	1187	125	181	-56	-4.51%	1,224	14	72%	21	84	42%	77%	11%	45%	16	5	
		318	3	321	100%	15	11	4	5502	37	5539	794	446	348	6.70%	5,914	17	61%	15	150	48%	60%	8%	22%	60	14	




District Health Assessment for Multiple District 306 through December 2025

	Clubs							Membership							Member Strength		Cancellation		Reports			Finance		Leadership			
	Status/ District Number Name of Months in Status *	Active Clubs	Clubs in Status Quo	Total Clubs	% Status Quo Clubs in Financial Suspension	New Clubs	Cancelled Clubs	YTD Net Club Gain/ Loss	Current Members In Active Clubs	Current Members In Status Quo Clubs	Current Total Members Count	YTD Add	YTD Drop	YTD NetGrowth (includes Active and Status Quo)	YTD NetGrowth% (includes Active and Status Quo)	Member Count 12 Months Ago	Average Member Count Per Club	% of Clubs with less than 20 members	Average Cancelled Club Age	Members Lost Due to Cancelled Clubs	% of Clubs Reporting Service	% No MMR in 3 Months	% No Officer Report in 12 months	% of Clubs with balance 90+ days	Number of Zone Chairs Recorded	Number of Region Chairs Recorded	District Officers Vacancies **
306 D1		63	2	65	100%	11	0	11	1363	265	1628	423	217	206	14.49%	1,305	22	40%	0	0	88%	26%	5%	20%	15	8	
306 D2		72	0	72	0%	8	4	4	1659	0	1659	294	255	39	2.41%	1,574	23	36%	7	78	90%	25%	3%	18%	18	8	
306 D3		75	0	75	0%	4	4	0	2057	0	2057	226	266	-40	-1.91%	1,923	27	21%	8	74	97%	45%	15%	17%	18	8	
DISTRICT 306 D4	(5)	47	1	48	100%	4	8	-4	1166	7	1173	201	192	9	0.77%	1,358	25	42%	8	121	65%	48%	0%	19%	14	7	
DISTRICT 306 D5		47	1	48	100%	10	3	7	1385	48	1433	401	563	-162	-10.16%	1,263	29	23%	3	403	81%	29%	0%	33%	14	7	
DISTRICT 306 D6		79	2	81	100%	6	8	-2	1969	36	2005	359	325	34	1.73%	2,071	25	35%	8	135	90%	40%	4%	25%	19	10	
DISTRICT 306 D7		71	2	73	100%	2	5	-3	1765	37	1802	203	252	-49	-2.65%	1,877	25	41%	18	92	81%	37%	4%	18%	18	10	
DISTRICT 306 D8	(2)	55	1	56	100%	5	7	-2	1190	91	1281	275	367	-92	-6.70%	1,271	22	39%	7	221	89%	39%	5%	39%	13	7	
DISTRICT 306 D9	(6)	41	2	43	100%	3	4	-1	972	33	1005	197	169	28	2.87%	993	24	37%	7	65	49%	37%	7%	33%	9	4	GLT
DISTRICT 306 D10	(6)	35	3	38	100%	3	2	1	850	37	887	189	380	-191	-17.72%	1,090	24	32%	15	252	45%	24%	3%	29%	16	7	
DISTRICT 306 D11	(6)	45	0	45	0%	5	4	1	1066	0	1066	210	112	98	10.12%	1,011	24	38%	2	45	73%	38%	2%	11%	13	6	
DISTRICT 306 D12		42	0	42	0%	3	4	-1	1273	0	1273	317	408	-91	-6.67%	1,219	30	21%	5	294	57%	29%	10%	7%	14	6	
		672	14	686	100%	64	53	11	16715	554	17269	3295	3506	-211	-1.21%	16,955	26	34%	8	1,780	79%	35%	5%	22%	181	88	



District Health Assessment for Multiple District 315 through December 2025

		Clubs							Membership							Member Strength		Cancellation		Reports			Finance	Leadership			
District Name	Status/ Number of Months in Status *	Active Clubs	Clubs in Status Quo	Total Clubs	% Status Quo Clubs in Financial Suspension	New Clubs	Cancelled Clubs	YTD Net Club Gain/Loss	Current Members In Active Clubs	Current Members In Status Quo Clubs	Current Total Members Count	YTD Add	YTD Drop	YTD NetGrowth (includes Active and Status Quo)	YTD NetGrowth% (includes Active and Status Quo)	Member Count 12 Months Ago	Average Member Count Per Club	% of Clubs with less than 20 members	Average Cancelled Club Age	Members Lost Due to Cancelled Clubs	% of Clubs Reporting Service	% No MMR in 3 Months	% No Officer Report in 12 months	% of Clubs with balance 90+ days	Number of Zone Chairs Recorded	Number of Region Chairs Recorded	District Officers Vacancies **
315A1	T(23)	167	2	169	100%	35	0	35	3356	43	3399	1257	249	1008	42.16%	2,774	20	48%	0	0	24%	45%	6%	54%	34	18	
315A2		116	0	116	0%	6	5	1	2740	0	2740	326	499	-173	-5.94%	3,403	24	48%	5	355	78%	53%	7%	20%	0	0	
315A3		43	1	44	100%	8	3	5	1053	20	1073	279	120	159	17.40%	932	24	25%	15	80	7%	52%	18%	57%	0	1	
315B1		181	0	181	0%	9	12	-3	4446	0	4446	304	914	-610	-12.06%	3,697	25	40%	5	284	12%	57%	13%	56%	0	21	
315B2		122	1	123	100%	2	80	-78	3493	10	3507	808	2126	-1318	-27.32%	4,159	29	42%	5	1,821	7%	45%	3%	70%	4	1	
315B3		83	3	86	100%	6	30	-24	1855	26	1886	465	844	-379	-16.73%	2,192	22	31%	11	487	6%	63%	8%	53%	0	0	GMT
315B4		101	0	101	0%	4	15	-11	3501	0	3501	396	386	10	0.29%	3,166	35	12%	7	333	59%	58%	3%	11%	30	15	
		813	7	820	100%	70	145	-75	20444	99	20552	3835	5138	-1303	-5.96%	20,323	25	38%	7	3,360	28%	53%	8%	47%	68	56	




District Health Assessment for Multiple District 325 through December 2025

District Name	Status/ Number of Months in Status *	Clubs							Membership							Member Strength		Cancellation		Reports			Finance		Leadership		
		Active Clubs	Clubs in Status Quo	Total Clubs	% Status Quo Clubs in Financial Suspension	New Clubs	Cancelled Clubs	YTD Net Club Gain/ Loss	Current Members In Active Clubs	Current Members In Status Quo Clubs	Current Total Members Count	YTD Add	YTD Drop	YTD NetGrowth (includes Active and Status Quo)	YTD NetGrowth% (includes Active and Status Quo)	Member Count 12 Months Ago	Average Member Count Per Club	% of Clubs with less than 20 members	Average Cancelled Club Age	Members Lost Due to Cancelled Clubs	% of Clubs Reporting Service	% No MMR in 3 Months	% No Officer Report in 12 months	% of Clubs with balance 90+ days	Number of Zone Chairs Recorded	Number of Region Chairs Recorded	District Officers Vacancies **
325 C		160	0	160	0%	9	2	7	3202	0	3202	512	370	142	4.64%	2,966	20	45%	4	30	67%	58%	4%	30%	39	17	
325 D		71	0	71	0%	5	1	4	1649	0	1649	230	91	139	9.21%	1,606	23	28%	8	9	75%	58%	8%	41%	16	8	
325 E		139	0	139	0%	8	4	4	1705	0	1705	362	617	-255	-13.01%	2,222	12	73%	2	30	37%	48%	9%	36%	25	12	
325 F		126	0	126	0%	20	1	19	2476	0	2476	634	215	419	20.37%	2,199	20	41%	5	6	67%	52%	2%	28%	30	14	
325 G		181	0	181	0%	15	3	12	2947	0	2947	556	642	-86	-2.84%	3,091	16	59%	11	19	32%	49%	10%	51%	39	20	
325 H		120	0	120	0%	7	0	7	2440	0	2440	391	178	213	9.56%	2,425	20	53%	0	0	50%	63%	7%	25%	23	12	
325 I		270	0	270	0%	30	3	27	5239	0	5239	1075	420	655	14.29%	4,804	19	48%	5	11	76%	64%	10%	41%	71	32	
325 J		145	0	145	0%	16	4	12	3203	0	3203	536	300	236	7.95%	2,982	22	26%	5	48	68%	57%	8%	38%	37	17	
325 K		179	0	179	0%	29	3	26	3899	0	3899	866	427	439	12.69%	3,543	22	33%	5	23	88%	52%	3%	30%	38	19	
325 L		112	0	112	0%	5	1	4	2346	0	2346	323	196	127	5.72%	2,307	21	43%	3	18	53%	54%	3%	54%	38	18	
325 M		147	1	148	100%	9	4	5	3363	14	3377	362	302	60	1.81%	3,345	23	40%	3	59	71%	55%	3%	43%	59	28	
325 N		122	0	122	0%	9	3	6	2205	0	2205	354	118	236	11.99%	2,167	18	57%	5	19	57%	73%	6%	25%	36	15	
325 P		156	0	156	0%	12	1	11	3739	0	3739	697	120	577	18.25%	3,346	24	33%	2	3	82%	42%	9%	29%	38	17	
325 R		198	0	198	0%	31	2	29	4500	0	4500	1139	353	786	21.16%	4,051	23	27%	5	22	78%	41%	2%	20%	51	24	
325 S		152	1	153	100%	24	1	23	2063	11	2074	697	411	286	16.00%	1,885	14	66%	1	23	40%	54%	17%	25%	40	20	
		2278	2	2280	100%	229	33	196	44976	25	45001	8734	4760	3974	9.69%	42,939	20	45%	5	320	64%	54%	7%	34%	580	273	



District Health Assessment for Multiple District 325 through December 2025

	Clubs								Membership							Member Strength		Cancellation		Reports			Finance	Leadership				
	Status/ District Name	Number of Months in Status *	Active Clubs	Clubs in Status Quo	Total Clubs	% Status Quo Clubs in Financial Suspension	New Clubs	Cancelled Clubs	YTD Net Club Gain/ Loss	Current Members In Active Clubs	Current Members In Status Quo Clubs	Current Total Members Count	YTD Add	YTD Drop	YTD NetGrowth (includes Active and Status Quo)	YTD NetGrowth% (includes Active and Status Quo)	Member Count 12 Months Ago	Average Member Count Per Club	% of Clubs with less than 20 members	Average Cancelled Club Age	Members Lost Due to Cancelled Clubs	% of Clubs Reporting Service	% No MMR in 3 Months	% No Officer Report in 12 months	% of Clubs with balance 90+ days	Number of Zone Chairs Recorded	Number of Region Chairs Recorded	District Officers Vacancies **
351		130	0	130	0%	4	0	4		2360	0	2360	336	136	200	9.26%	2,087	18	62%	0	0	82%	53%	2%	14%	39	18	
		130	0	130	0%	4	0	4		2360	0	2360	336	136	200	9.26%	2,087	18	62%	0	0	82%	53%	2%	14%	39	18	




District Health Assessment for Ident 5791 - BAHRAIN - UND through December 2025

Status/ District Name Number of Months in Status *		Clubs							Membership							Member Strength		Cancellation		Reports			Finance	Leadership		
		Active Clubs	Clubs in Status Quo	Total Clubs	% Status Quo Clubs in Financial Suspension	New Clubs	Cancelled Clubs	YTD Net Club Gain/Loss	Current Members In Active Clubs	Current Members In Status Quo Clubs	Current Total Members Count	YTD Add	YTD Drop	YTD NetGrowth (includes Active and Status Quo)	YTD NetGrowth% (includes Active and Status Quo)	Member Count 12 Months Ago	Average Member Count Per Club	% of Clubs with less than 20 members	Average Cancelled Club Age	Members Lost Due to Cancelled Clubs	% of Clubs Reporting Service	% No MMR in 3 Months	% No Officer Report in 12 months	% of Clubs with balance 90+ days	Number of Zone Chairs Recorded	Number of Region Chairs Recorded
Ident 5791 - BAHRAIN		2	0	2	0%	0	0	39	0	39	0	0	0	0.00%	43	20	50%	0	0	0%	50%	0%	0%	0	0	
		2	0	2	0%	0	0	39	0	39	0	0	0	0.00%	43	20	50%	0	0	0%	50%	0%	0%	0	0	



District Health Assessment for Ident 5943 - UNITED ARAB EMIRATES - UND through December 2025

<div></div> <div>Status/ District Name of Months in Status *</div>		Clubs							Membership							Member Strength		Cancellation		Reports			Finance	Leadership			
		Active Clubs	Clubs in Status Quo	Total Clubs	% Status Quo Clubs in Financial Suspension	New Clubs	Cancelled Clubs	YTD Net Club Gain/ Loss	Current Members In Active Clubs	Current Members In Status Quo Clubs	Current Total Members Count	YTD Add	YTD Drop	YTD NetGrowth (includes Active and Status Quo)	YTD NetGrowth% (includes Active and Status Quo)	Member Count 12 Months Ago	Average Member Count Per Club	% of Clubs with less than 20 members	Average Cancelled Club Age	Members Lost Due to Cancelled Clubs	% of Clubs Reporting Service	% No MMR in 3 Months	% No Officer Report in 12 months	% of Clubs with balance 90+ days	Number of Zone Chairs Recorded	Number of Region Chairs Recorded	District Officers Vacancies **
Ident 5943 - UNITED ARAB EMIRATES		14	0	14	0%	0	0	0	376	0	376	38	13	25	7.12%	367	27	14%	0	0	21%	50%	0%	0%	0	0	
		14	0	14	0%	0	0	0	376	0	376	38	13	25	7.12%	367	27	14%	0	0	21%	50%	0%	0%	0	0	

* - District Status: P - Provisional, T - Transitional.
** - District Officers Vacancies: DG - District Governor, 1st VDG - First Vice District Governor, 2nd VDG - Second Vice District Governor.